


MERMAC D

Docking head solutions



MacArtney MERMAC D docking heads usually form part of complete vessel winch and handling solutions. However, the docking heads are now available as separate items to order for various purposes. They come in three sizes, MERMAC D20, MERMAC D45 and MERMAC D50.

The function of the docking head is to ensure safe launch and recovery of TMS and ROV systems as well as stability and steadiness in heavy seas with no unexpected movement of the systems.

The docking head unit is fitted to an ROV winch system and directly connected to the A-frame top bar in one single mounting point. This represents a considerable advantage as it facilitates its functioning. The docking head is fitted with a sheave being capable of translating position within its plane or rotation so as to alter the placement of its axis of rotation. This allows the docking head to safely accommodate trouble-free passage

The docking head is transported in one assembly in seaworthy packing. The storage cradle will be part of the transportation packet.

The system has been designed according to DnV's Rules for Certification of Lifting Appliances – Cert. Note 2.22, June 2013.

Features and benefits

- Mechanical latch indication
- Cable guard
- Docking bullet included
- Electronic latch indication

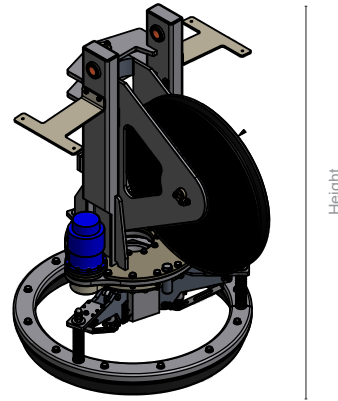
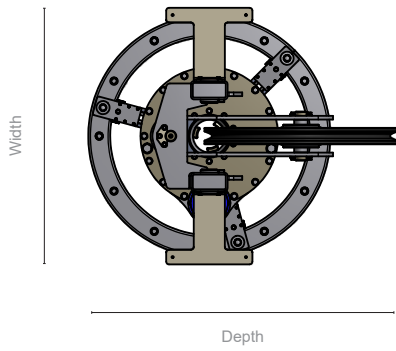
Applications

- Work class ROV systems
- Inspection class ROV systems
- Towed vehicles and instrumentation platforms
- Oceanographic systems, sensors and equipment
- Seabed drilling and sampling systems
- Light handling and support for subsea completion
- General marine instrumentation

Options

- Certification according to DNV 2.22
- Remote control/wireless remote control
- Spare parts packages
- Service packages
- Load cell as sheave shaft





Specifications

	MERMAC D20	MERMAC D45	MERMAC D50	
Height (mm)	2,028	2,272	2,561	
Width (mm)	1,399	1,265	1,820	
Depth (mm)	1,687	1,614	2,372	
Weight (kg)	1,330	1,100	2,090	
Cable diameter (mm)	26	19	34	Others available upon request
DNV 2.22 certification	✓	✓	✓	Optional
SWL (kN)	30	65	120	
Design factor	3	2.5	3	
Snubber ring max travel (mm)	70 spring applied	190 spring applied	240 hydraulically actuated	
Snubber ring diameter (mm)	1,000	1,320	1,700	
Supply	Hydraulic	Pneumatic	Hydraulic	
Supply pressure (bar)	250	6 (900 l/min.)	250	
Mechanical latch indication	✓	✓	✓	Visual indication
Electronic latch indication	✓		✓	
Sheave flagging	✓		✓	Sheave can rotate sideways to adapt to fleet angle to winch (max +/- 8°)
Cable guard	✓	✓	✓	To prevent the cable from jumping out of the groove in the sheave
Docking bullet included	✓	✓	✓	Docking head designed to enable bullet to pass through the system (must always be designed for purpose)
Wireless remote control	✓	✓	✓	Integrating winch and docking head functions
Light	✓		✓	2 LED flood lights
Damping function			✓	+/- 30° pitch, variable hydraulic cylinder dampened and +/- 15° roll, variable hydraulic cylinder dampened
Slack wire drive system		✓		
Rotation of snubber/latch	Hydraulic	Manual	Hydraulic	
Central lubrication	✓	✓	✓	
Latch	Hydraulic	Pneumatic	Hydraulic	Fail safe latch interface (self-latching/locking, spring applied) ROV/TMS

MERMAC D