

SubConn® Metal Shell 2400

6, 8 and 10 contacts

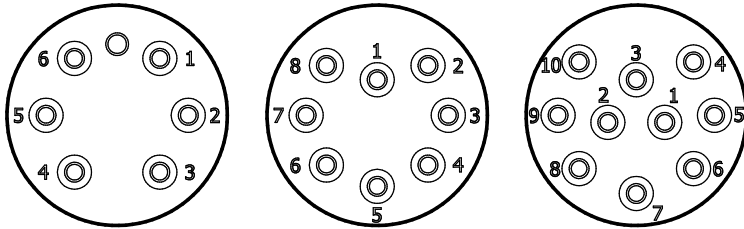
Connector specifications

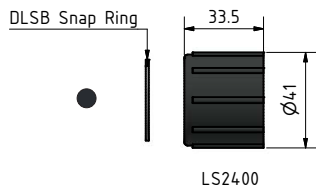
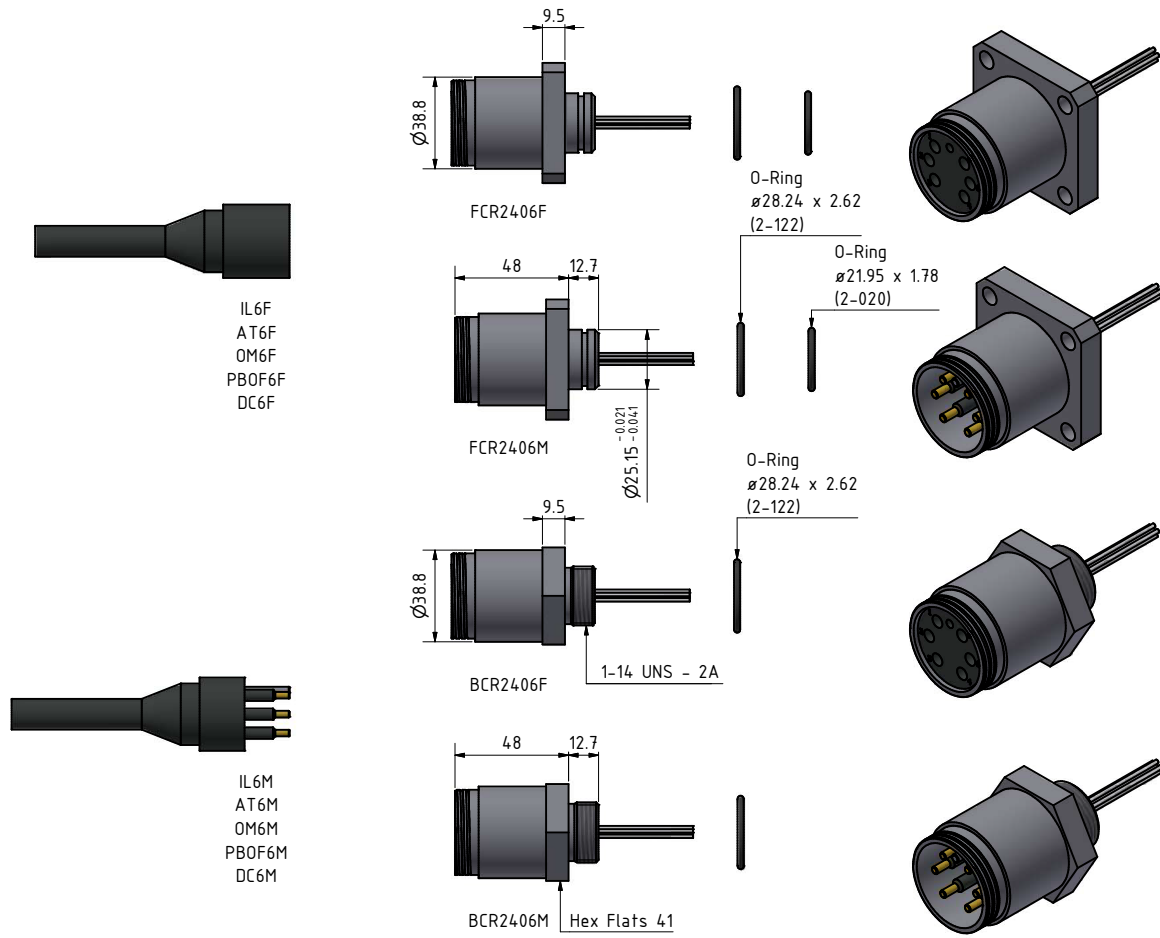
Voltage rating	600 V DC/AC rms
Current rating	10 A per contact (max 50 A per connector)
Insulation resistance	> 200 MΩ
Contact resistance	< 0.01 Ω
Wet matings	> 500
Temperature rating (water)	- 4 to 60°C, 25 to 140°F
Temperature rating (air)	- 40 to 60°C, - 40 to 140°F
Storage temperature rating	- 40 to 60°C, - 40 to 140°F
Qualified pressure tested	1,400 bar, 20,300 psi (mated) 800 bar, 11,600 psi (open face)

Material specifications

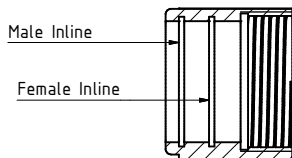
Connector body	Chloroprene rubber
Connector housing	Stainless steel AISI 316 (other materials on request)
Contacts	Brass UNS - C36000
Location pin	Stainless steel AISI 303
O-rings	Nitrile
Locking sleeves	POM or stainless steel
Snap rings	Stainless steel AISI 302
Bulkhead leads (1 ft, 30 cm)	18 AWG, 0.82 mm ² white tagged PTFE

Face view (male)





Snap ring placement



With male inline connector - snap ring in outer groove

With female inline connector - snap ring in inner groove

Drawing information

Dimensions in mm (1 mm = 0.03937 inches)
Threads in inches (1 inch = 25.4 mm)