

# SubConn® Metal Shell 2000

## 2, 3 and 4 contacts

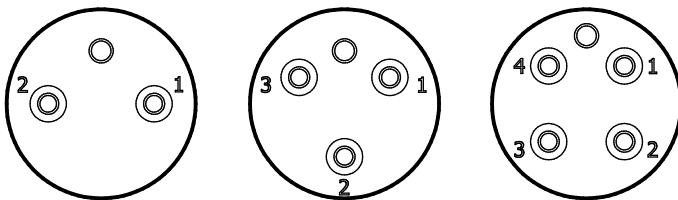
### Connector specifications

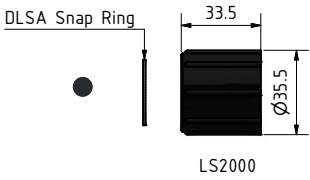
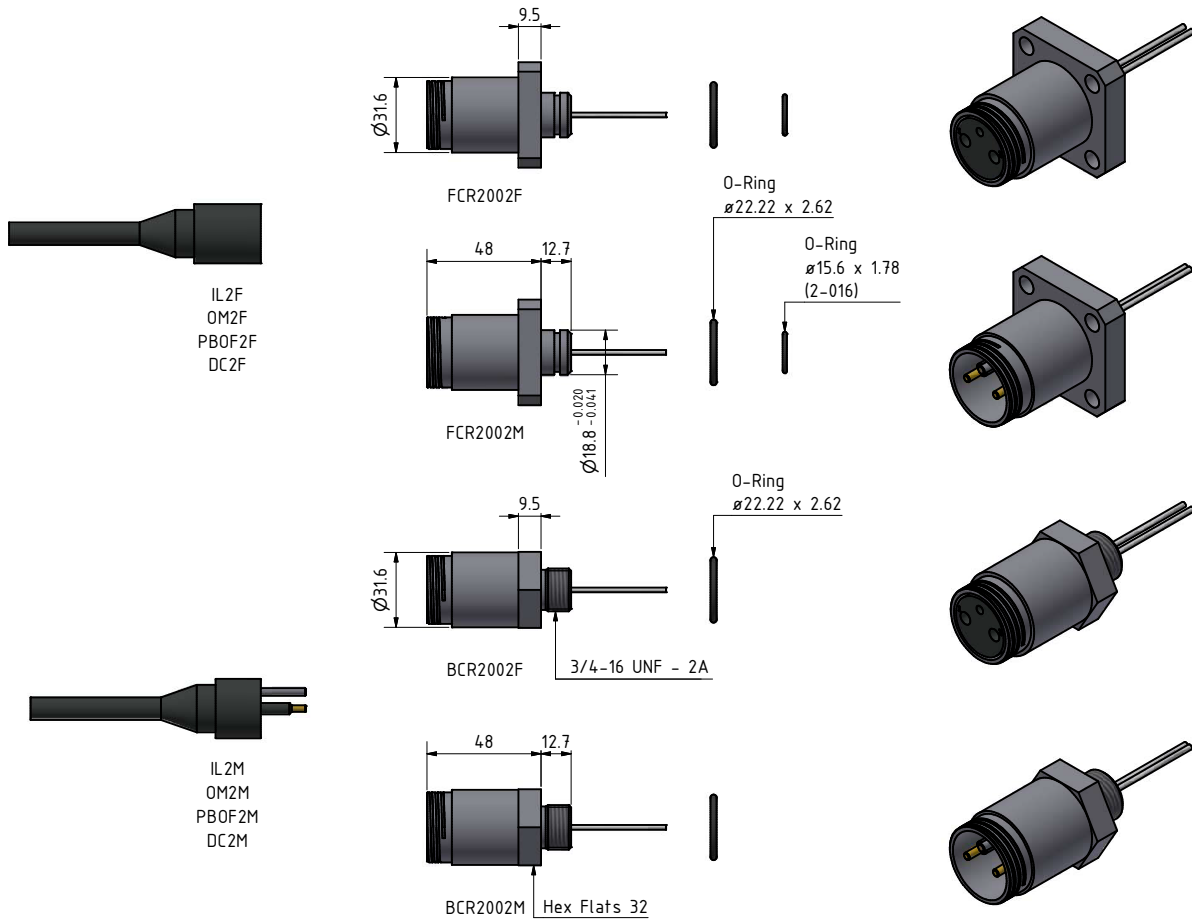
2, 3 and 4 contacts voltage rating	600 V DC/AC rms
2, 3 and 4 contacts current rating	10 A per contact (max 30 A per connector)
Insulation resistance	> 200 MΩ
Contact resistance	< 0.01 Ω
Wet matings	> 500
Temperature rating (water)	- 4 to 60°C, 25 to 140°F
Temperature rating (air)	- 40 to 60°C, - 40 to 140°F
Storage temperature rating	- 40 to 60°C, - 40 to 140°F
Qualified pressure tested	1,400 bar, 20,300 psi (mated) 800 bar, 11,600 psi (open face)

### Material specifications

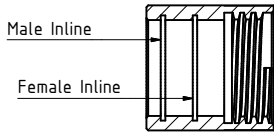
Connector body	Chloroprene rubber
Connector housing	Stainless steel AISI 316 (other materials on request)
2, 3 and 4 contacts	Brass UNS - C36000
	Male contacts in gold plated beryllium copper
Location pin	Stainless steel AISI 303
O-rings	Nitrile
Locking sleeves	POM or stainless steel
Snap rings	Stainless steel AISI 302
2, 3 and 4 contact bulkhead leads (1 ft, 30 cm)	18 AWG, 0.82 mm <sup>2</sup> white tagged PTFE

### Face view (male)





**Snap ring placement**



With male in-line connector - snap ring in outer groove  
 With female in-line connector - snap ring in inner groove

**Drawing information**

Dimensions in mm (1 mm = 0.03937 inches)  
 Threads in inches (1 inch = 25.4 mm)

Subject to change without notice. Visit [MacArtney.com](http://MacArtney.com) for latest revision